

# PERSONAL PORTFOLIO 1 FUND (PPF 1)

## Lower Risk Share Class A

as at 31 October 2022

### Fund Risk Comparison

Lower Risk Fund      Medium Risk Fund      Higher Risk Fund



### Investment Objective


The Fund aims to increase in value over the medium to longer-term through a diversified portfolio of investments. At least 70% of the Net Asset Value of the Fund will be invested in bonds or collective investment schemes (CIS) that invest in bonds. The return will reflect income received with some potential for capital appreciation. At least 50% of the Net Asset Value of the Fund will be investments that are on a Net Zero Trajectory (as defined and described in the Environmental, Social and Governance (ESG) Policy in the Prospectus).

### Fund Facts


Investment Manager	Coutts & Co
Fund Launch	01/06/2016
Benchmark	Refer to footnote 3
Base Currency	GBP
Fund Size	£80.21m
Minimum Initial Investment	£50
Minimum Investment Horizon	5 years
Ongoing Charges Figure	0.49% p.a (capped at 0.50% p.a) <sup>1</sup>
Trade Frequency	Daily
Settlement	4 business days after trade execution
Fund Domicile	Ireland
Investment Structure	UCITS
ISIN	IE00BYYCC925

<sup>1</sup> The ongoing charges figure (OCF) is the cost incurred in running the fund shown as a percentage of the value of the assets of the fund. It includes the investment manager fee in addition to the depositary, custodian, administration, legal and audit fees and the cost of investing in external funds. It does not include the platform fees, fund transaction costs or any potential one-off charges (e.g. advice fees or dilution levy).

### Asset Breakdown



### Geography



The fund is actively managed, which means the Investment Manager makes the decisions about how to invest the Fund's money, therefore the above data is expected to change over time.

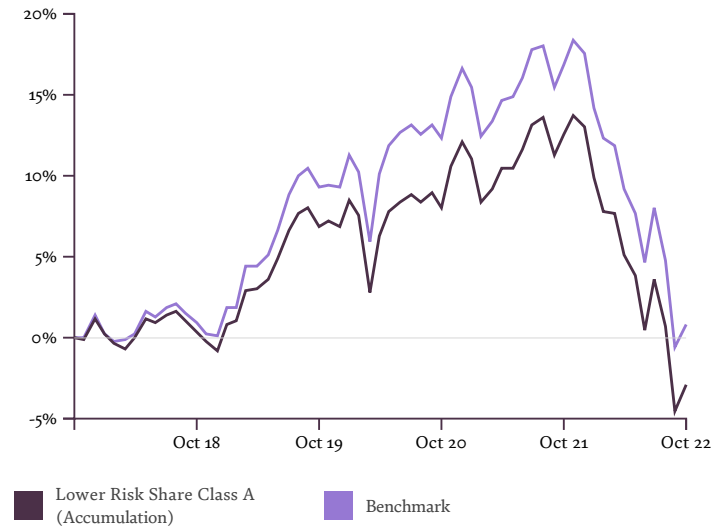
Please note that the breakdown shown is for illustrative purposes only and is accurate as at the date of publication. As such, the percentage invested in the different asset classes at other dates may differ considerably from those detailed in this factsheet.

As a result of rounding, the figures may not add up to 100%.

### Important Information

The value of investments and any income from them, can go down as well as up, and you may not recover the amount of your original investment. There is no guarantee that the investment objective will be achieved. Where an investment involves exposure to a foreign currency, changes in rates of exchange may cause the value of the investment, and the income from it, to go up or down. In the case of some investments, they may be illiquid and there may be no recognised market for them and it may therefore be difficult for you to deal in them or obtain reliable information about their value or the extent of the risks to which they are exposed. Investments in emerging markets are subject to certain special risks, which include, for example, a certain degree of political instability, relatively unpredictable financial market trends and economic growth patterns, a financial market that is still in the development stage and a weak economy.

## Fund Performance



## Calendar Year Performance

	2017	2018	2019	2020	2021
Class A Acc GBP <sup>3</sup>	3.7%	-2.0%	7.8%	4.9%	0.9%
Benchmark <sup>4</sup>	4.2%	-1.2%	9.2%	6.7%	0.8%

## 12 Month Performance to the End of Last Quarter

	Sep 17 to Sep 18	Sep 18 to Sep 19	Sep 19 to Sep 20	Sep 20 to Sep 21	Sep 21 to Sep 22
Class A Acc GBP <sup>2</sup>	1.9%	6.9%	0.8%	2.2%	-14.1%
Benchmark <sup>3</sup>	2.3%	8.8%	2.4%	2.1%	-13.9%

## Cumulative Performance

	1 year	3 years	5 year	10 year	Year to date
Class A Acc GBP <sup>2</sup>	-13.8%	-9.2%	-2.9%		-14.1%
Benchmark <sup>3</sup>	-13.7%	-7.7%	0.9%		-14.2%

Source: Coutts/Refinitiv Eikon

**Past performance should not be taken as a guide to future performance. For more information please visit [coutts.com/ppf](https://www.coutts.com/ppf)**

<sup>2</sup> Performance figures are derived from the Fund net asset values (NAV) and are quoted net of all fees paid from within the Fund.

<sup>3</sup> Benchmark: 2% SONIA (Sterling Overnight Index Average), 46% Bloomberg Global G7 Index (GBP hedged), 26% Bloomberg Sterling Non-Gilts (GBP), 5% Bloomberg Global High Yield Hedged (GBP), 1% Bloomberg EM Hard Currency Aggregate: Sovereign Hedged (GBP), 6.5% MSCI United Kingdom ESG Screened Select Index\* Net Return (GBP), 9.5% MSCI USA ESG Screened Select Index\* Net Return (GBP), 2% MSCI Europe ex UK ESG Screened Select Index\* Net Return (GBP), 1% MSCI Japan ESG Screened Select Index\* Net Return (GBP), 0.5% MSCI Pacific Ex Japan ESG Screened Select Index\* Net Return (GBP), 0.5% MSCI Emerging Markets ESG Screened Select Index\* Net Return (GBP).

\*A custom index calculated by MSCI based on screening criteria provided by the Investment Manager. The Benchmark represents the level of risk of the Fund. The Investment Manager will choose the assets held by the Fund with consideration to the Benchmark weights and indices and manage the Fund within a tracking error of 2%. Tracking error measures the extent to which the Fund's performance differs from the Benchmark. The current composition of the benchmark was effective from 18/07/2022. The historic benchmark performance is reflective of the benchmark composition at that point in time.

The Fund is actively managed and will mainly be invested in collective investment schemes that are index tracking rather than actively managed.

## Top 10 Holdings

1	BlackRock (Dublin) Coutts US and Canada Enhanced Index Government Bond Class C	17.72%
2	BlackRock iShares Corporate Bond Index Class L	14.26%
3	BlackRock (Dublin) Coutts Europe Enhanced Index Government Bond Class C	11.43%
4	BlackRock (Dublin) Coutts US ESG Insights Equity Class C	10.14%
5	BlackRock (Dublin) Coutts Japan Enhanced Index Government Bond Class C	9.29%
6	BlackRock iShares UK Credit Bond Index	8.03%
7	BlackRock (Dublin) Coutts UK ESG Insights Equity Class C	5.28%
8	BNY Mellon Efficient US High Yield Beta Fund (IE) Class L Hedged	4.66%
9	BlackRock (Lux) iShares Emerging Markets Government Bond Index Class I2 Hedged	1.94%
10	AXA Investment Managers UK Ltd Sterling Buy and Maintain Credit Class Z Gross	1.66%
	<b>TOTAL</b>	<b>84.41%</b>

## Important Information

This document is a Financial Promotion for UK regulatory purposes. It is intended as a summary to help you understand the service but is not intended as a personal recommendation. Personal Portfolio Funds are sub funds of Equator ICAV, a collective asset management vehicle being a body corporate, established pursuant to the Irish Collective Asset management Vehicle Act 2015 and authorised by the Central Bank of Ireland pursuant to the European Communities (Undertakings for Collective Investment in Transferable Securities) Regulations, 2011 as amended, supplemented and consolidated from time to time. Before investing, you should review Equator ICAV's Prospectus, the Supplement to the Prospectus relating to the Fund (including the Investment Policy) and the Key Investor Information Document. Copies of these are available in English online at [www.coutts.com/ppf](https://www.coutts.com/ppf). The information contained in this summary is believed to be correct as at the date of publication, but cannot be guaranteed. Opinions and projections constitute our judgement as at the date of publication and are subject to change. To the extent permitted by law and regulation none of the companies within the NatWest Group accept responsibility for any direct or indirect or consequential loss suffered by you or any other person as a result of your acting, or deciding not to act, in reliance upon the above. Not all products and services offered are available in all jurisdictions and some products and services may be made available, performed through, or with the support of, different members of NatWest Group.

If you are a Coutts client, this document has been communicated to you by Coutts & Co. Registered in England No. 36695. Registered office 440 Strand, London WC2R 0QS. If you are a NatWest client this document has been communicated to you by National Westminster Bank plc. Registered in England No. 929027. Registered office 250 Bishopsgate, London, England, EC2M 4AA. If you are a RBS client this document has been communicated to you by The Royal Bank of Scotland plc. Registered in Scotland No. SC083026. Registered office 36 St. Andrew Square, Edinburgh, Scotland, EH2 2YB250. All of the above NatWest Group companies are authorised by the Prudential Regulation Authority and regulated by the Prudential Regulation Authority and the Financial Conduct Authority. Calls may be recorded. [coutts.com](https://www.coutts.com)