

COUTTS MANAGED GLOBAL AMBITIOUS FUND

Share Class 3

as at 31 March 2025

Investment Objective

The Fund aims to increase in value over the long term (5 years or more). The majority of the return is expected to be from capital appreciation with some potential for income generation. The Investment Manager will invest at least 20% of the Fund's portfolio in investments in collective investment schemes, exchange traded products and government bonds that the Investment Manager determines are portfolio aligned, meaning that the collective investment scheme or exchange traded product is expected to reach net zero greenhouse gas emissions by 2050 and in respect of government bonds, the issuer has a net zero target in its policy or law. Whilst the Investment Manager integrates ESG considerations into its investment process through its Responsible Investing Policies, the Fund is not managed to a sustainability objective and does not meet the criteria for an SDR Investment Label* set by the FCA. Therefore the Fund does not have an SDR Investment Label.

Fund Facts

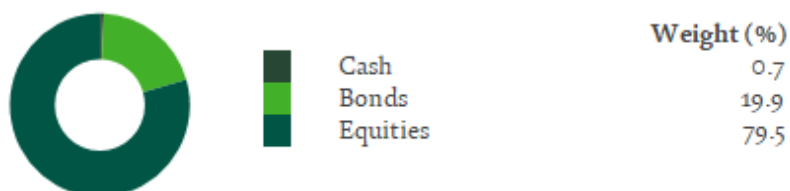
Investment Manager	Coutts & Co.
Fund Launch	07/09/2022
Ongoing Charges Figure	0.72% ¹
Benchmark	Refer to footnote 2
Historic Income Yield	1.27% ³
Base Currency	USD
Fund Size	\$1934.00m
Distribution Date	Apr
Ex-Dividend Date	Two months before distribution
Minimum Initial Investment	\$10,000
Minimum Investment Horizon	5 years
Trade Frequency	Daily
Fund Domicile	United Kingdom
Investment Structure	UK UCITS
Settlement	3 business days

¹ The ongoing charges figure (OCF) is the cost incurred in running the fund shown as a percentage of the value of the assets of the fund. It includes the investment manager fee in addition to the depositary, custodian, administration, legal and audit fees and the cost of investing in external funds. It does not include the platform fees, fund transaction costs or any potential one-off charges (e.g. advice fees or dilution levy).

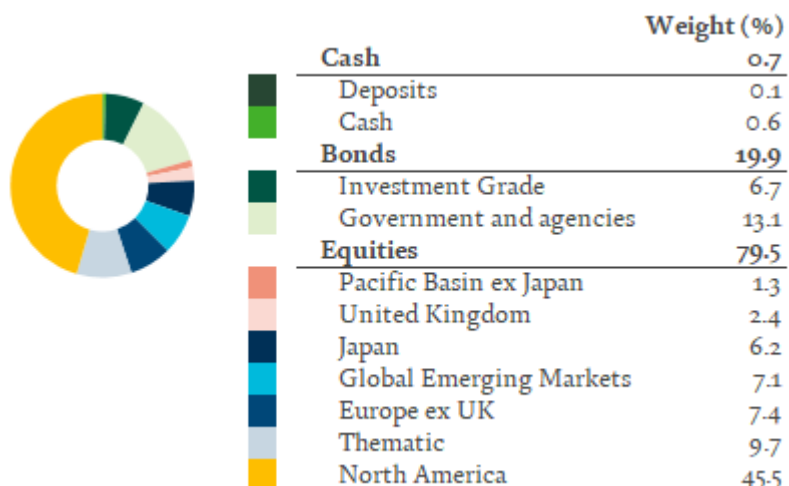
Fund Manager Comments

- This is a diversified multi asset fund with a blend of active funds, passive funds and direct securities (individual bonds) in all major global markets.
- Asset allocation is centred around an equity weight of 75% and will typically be in the 65% to 85% range, subject to risk tolerance levels and the fund manager's outlook.
- The fund will invest in global equity markets.
- Fixed income exposure is primarily a mix of regionally diversified G7 government bonds and global corporate bonds, and can also include other credit assets, as appropriate.

Asset Allocation



Asset Breakdown

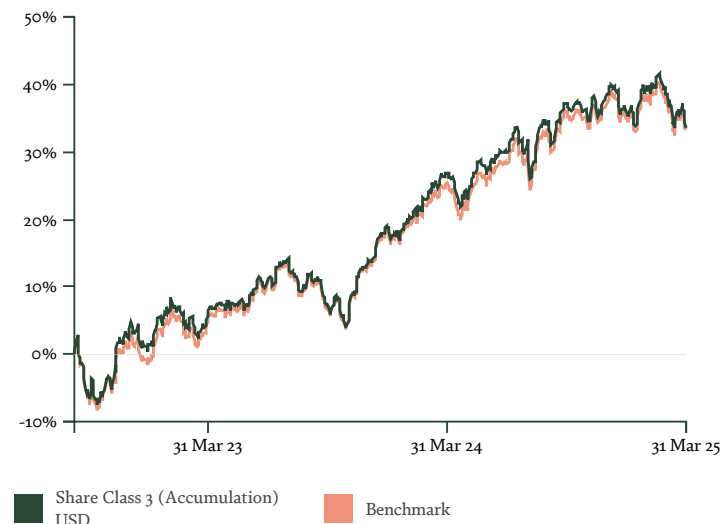


The fund is actively managed, which means the Investment Manager makes the decisions about how to invest the Fund's money, therefore the above data is expected to change over time.

Please note that the breakdown shown is for illustrative purposes only and is accurate as at the date of publication. As such, the actual structure of the fund and the percentage invested in the different asset classes at other dates may differ considerably from those detailed in this factsheet. As a result of rounding, the figures may not add up to 100%.

Note the fund may use futures contracts (whose value is linked to price movements of the underlying assets) as an efficient and cost effective way of gaining market exposure. The cash required to meet the payment obligations of the futures contracts may be used to invest in other highly liquid assets which are typically lower risk but have a return greater than cash, such as short dated bond assets. These assets are excluded from the above table. The data can be made available upon request.

Fund Performance Since Launch



² Benchmark: 17% Bloomberg Global G7 Total Return Index Value Hedged (USD), 8% Bloomberg MSCI Global Aggregate Credit SRI Select Total Return Index Value Hedged (USD)†, 75% MSCI ACWI ESG Screened Select Index† (USD). †A custom index calculated by the benchmark administrator(s) based on screening criteria provided by the Investment Manager. We made changes to the comparative indices used in our benchmarks on 1st July 2024. From then onwards, relative performance has been determined by reference to the indices set out above (which have not been applied retrospectively). The Fund's level of exposure to different asset classes will typically be in line with the benchmark weightings. The Benchmark has been created by the Investment Manager to constrain the level of risk of the Fund. The Investment Manager will choose the assets held by the Fund with consideration to the Benchmark weights and indices and manage the Fund within a tracking error of 4%. Tracking error measures the extent to which the Fund's performance differs from the Benchmark.

³ Historic yield figures are calculated on the basis of dividing the total income paid by the fund over the last 12 months by the fund's current price. The figures are net of ongoing charges (figure¹) and investors may be subject to tax on distributions. For accumulation funds any income is reinvested.

⁴ Performance figures are derived from Fund net asset values (NAV) and income distributions on a total return basis and are therefore quoted net of all fees paid from within the Fund.

"BLOOMBERG®" and the Bloomberg indices listed herein (the "Indices") are service marks of Bloomberg Finance L.P. and its affiliates, including Bloomberg Index Services Limited ("BISL"), the administrator of the Indices (collectively, "Bloomberg") and have been licensed for use for certain purposes by the distributor hereof (the "Licensee"). Bloomberg is not affiliated with Licensee, and Bloomberg does not approve, endorse, review, or recommend the financial products named herein (the "Products"). Bloomberg does not guarantee the timeliness, accuracy, or completeness of any data or information relating to the Products.

*"SDR Investment Label" means i.e. one of four sustainability investment labels which are applied to funds with a specific sustainability goal, as required by the FCA's Sustainability Disclosure Requirements Regulation.

Important Information

The value of investments and any income from them, can go down as well as up, and you may not recover the amount of your original investment. There is no guarantee that the investment objective will be achieved. Where an investment involves exposure to a foreign currency, changes in rates of exchange may cause the value of the investment, and the income from it, to go up or down. In the case of some investments, they may be illiquid and there may be no recognised market for them and it may therefore be difficult for you to deal in them or obtain reliable information about their value or the extent of the risks to which they are exposed. Investments in emerging markets are subject to certain special risks, which include, for example, a certain degree of political instability, relatively unpredictable financial market trends and economic growth patterns, a financial market that is still in the development stage and a weak economy.

Currency Hedged Share Class

The hedged share class translates the return stream of the base share class (\$) into the investor's currency, with the aim of mitigating the impact on returns from exchange rate movements. While this hedge is not perfect, it aims to protect investors from significant currency fluctuations between base (\$) and currency share class. By investing in a hedged share class, the investor may not benefit fully from advantageous currency movements, but the impact of adverse movements should be limited.

12 Month Performance to the End of Last Quarter

	31 Mar 20 to 31 Mar 21	31 Mar 21 to 31 Mar 22	31 Mar 22 to 31 Mar 23	31 Mar 23 to 31 Mar 24	31 Mar 24 to 31 Mar 25
Class 3 accumulating USD⁴				19.1%	5.4%
Class 3 distributing USD⁴				19.1%	5.3%
Class 3 accumulating GBP Hedged⁴				18.3%	4.9%
Class 3 distributing GBP Hedged⁴				18.3%	4.9%
Class 3 accumulating EUR Hedged⁴				16.7%	3.5%
Class 3 distributing EUR Hedged⁴				16.7%	3.5%
Benchmark²				18.5%	6.4%

Cumulative Performance

	1 year	3 years	5 year	10 year	Year to date
Class 3 accumulating USD⁴	5.4%				-1.5%
Class 3 distributing USD⁴	5.3%				-1.5%
Class 3 accumulating GBP Hedged⁴	4.9%				-1.5%
Class 3 distributing GBP Hedged⁴	4.9%				-1.5%
Class 3 accumulating EUR Hedged⁴	3.5%				-1.9%
Class 3 distributing EUR Hedged⁴	3.5%				-1.9%
Benchmark²	6.4%				-0.9%

Source: Coutts/Refinitiv Eikon

Past Performance should not be taken as a guide to future performance. For more information please visit coults.com/cmef

We publish an indicative NAV (an estimate of the value of the fund's assets) on the last working day of each year due to this being a half day on the London Stock Exchange.

Source MSCI. MSCI makes no express or implied warranties or representations and shall have no liability whatsoever with respect to any MSCI data contained herein. The MSCI data may not be further redistributed. This report is not approved, endorsed reviewed or produced by MSCI. None of the MSCI data is intended to constitute investment advice or a recommendation to make (or refrain from making) any kind of investment decision and may not be relied on as such.

Share Classes

Global Ambitious Share Class 3 USD (Income) ISIN - GB00BMB3P172 Inception Date - 07/09/2022
Global Ambitious Class 3 USD (Accumulation) ISIN - GB00BMB3P065 Inception Date - 07/09/2022
Global Ambitious Class 3 EUR (Income) ISIN - GB00BMWP3D06 Inception Date - 07/09/2022
Global Ambitious Class 3 EUR (Accumulation) ISIN - GB00BMWP3C98 Inception Date - 07/09/2022
Global Ambitious Class 3 GBP (Income) ISIN - GB00BMB3PF10 Inception Date - 07/09/2022
Global Ambitious Class 3 GBP (Accumulation) ISIN - GB00BMB3LV97 Inception Date - 07/09/2022

Top 10 Holdings

1	BlackRock (Dublin) Coutts US ESG Insights Equity Class C	16.47%
2	Amundi ETF Amundi S&P 500 II UCITS ETF Dist	11.16%
3	BlackRock (Dublin) Coutts Actively Managed US Equity Class C	10.70%
4	BlackRock (Dublin) Coutts US and Canada Enhanced Index Government Bond Class C Hedged	7.97%
5	JPMorgan Global Focus Class S	5.79%
6	BlackRock (Dublin) Coutts Europe ex-UK ESG Insights Equity Class C Distributing USD	5.65%
7	HSBC Japan Index Class S	5.63%
8	BlackRock (Dublin) Coutts Europe Enhanced Index Government Bond Class C	4.69%
9	S&P 500 Index Future	4.31%
10	Capital Group New Perspective Fund (LUX) Class Ld USD	3.90%
TOTAL		76.28%

Important Information

This document is a Financial Promotion for UK regulatory purposes. It is intended as a summary to help you understand the service but is not intended as a personal recommendation. These funds are sub funds of RBS Investment Funds ICVC, an investment company with variable capital, authorised by Financial Conduct Authority. RBS Investment Funds ICVC is a UK UCITS (Undertakings for Collective Investment in Transferable Securities Directive 014/91/EU as implemented in the UK) operating under the COLL Sourcebook and is constituted as an “umbrella company” under the Open-Ended Investment Companies Regulations 2001 (SI 2001 No.1228) as amended or re-enacted from time to time, which means that RBS Investment Funds ICVC issues Shares linked to different Funds pursuant to the Open-Ended Investment Companies Regulations 2001 (SI 2001 No.1228) as amended or re-enacted from time to time. Before investing, you should review RBS Investment Funds ICVC's Prospectus (including the Investment Policy), the Supplementary Information Documentation relating to the Fund and the Key Investor Information Document. Copies of these are available in English from your Wealth Manager or online at <https://www.coutts.com/cmef>. The information contained in this summary is believed to be correct as at the date of publication but cannot be guaranteed. Opinions and projections constitute our judgement as at the date of publication and are subject to change. To the extent permitted by law and regulation none of the companies within the NatWest Group accept responsibility for any direct or indirect or consequential loss suffered by you or any other person as a result of your acting, or deciding not to act, in reliance upon the above. Not all products and services offered are available in all jurisdictions and some products and services may be made available, performed through, or with the support of, different members of NatWest Group. If you are a Coutts client, this document has been communicated to you by Coutts & Co. Registered in England No. 36695. Registered office 440 Strand, London WC2R 0QS. If you are a NatWest client this document has been communicated to you by National Westminster Bank Plc. Registered in England No. 929027. Registered office 250 Bishopsgate, London, England, EC2M 4AA. If you are an RBS client this document has been communicated to you by The Royal Bank of Scotland plc. Registered in Scotland No. SC083026. Registered office 36 St. Andrew Square, Edinburgh, Scotland, EH2 2YB. All the above NatWest Group companies are authorised by the Prudential Regulation Authority and regulated by the Prudential Regulation Authority and the Financial Conduct Authority. Calls may be recorded. [coutts.com](https://www.coutts.com)